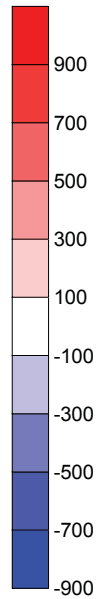
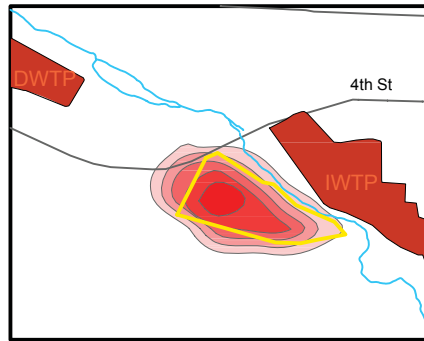
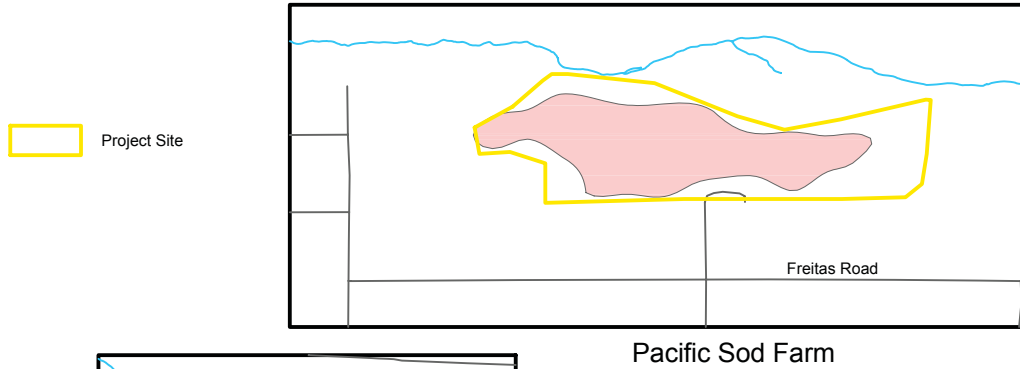
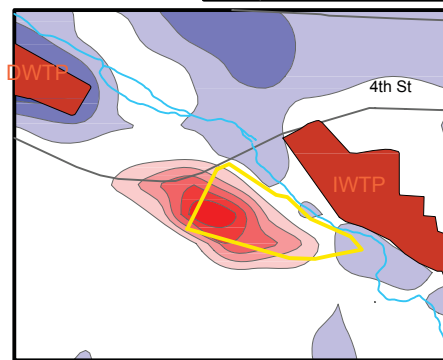
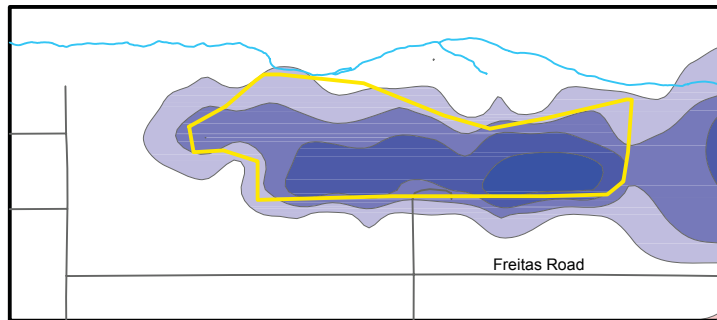


A. Change in Shallow Groundwater Salinity in Year 6 (2013) (mg/l)



B. Change in Shallow Groundwater Salinity in Year 30 (2037) (mg/l)



The existing average TDS concentration in groundwater in the area of the Riverside Park site is approximately 1,000 mg/L.

Existing average TDS concentrations in groundwater in the area of the Pacific Sod Farm site range from approximately 950 to 2,050 mg/L.

SOURCE: Gus Yates, 9/2007; AES 2007